

Le magazine des élèves de Rollingwood à Rochambeau

Bubulle

GRATUIT!

Savourer chaque bulle de bonheur comme des instants pétillants

Recettes:

*pumpkin muffins et
gâteau aux pommes*


*Crazy for
Cats! The Cat's
Code and the
Cat America
Comic: Original
Short Stories*

Fabrique ton masque

Des jolis dessins et poésies

*Blagues, BD, jeux
et devinettes!*

ROCHAMBEAU
THE FRENCH INTERNATIONAL SCHOOL



N.4 - ÉTÉ 2020

THE CAT'S CODE

By Haik Kotanjyan (CE2C)

Part 1: Envelope

On a sunny day Haik and Gregory (his pet snake) were at the beach. Suddenly, a seagull came and dropped an envelope; it said:

Dear Haik and Gregory, please come to Meat House to eat sausages, at 9:00 am, today!

Haik realized that it was 9:00 am. "Run, we can't be late!" yelled Haik.

Once there, someone said:

"Hello amigo, are you ready to eat sausages, I hope you are!"

"I am!" said Haik proudly.

"Here." said he.

"Yum, delicious!" mumbled Haik with food in his mouth.

But there was a paper in it, it said:

"Hahahahaha, you are doomed, go to your house and find out what's missing!"

Haik rushed to his house fast.

Part 2: Missing!

When Haik got home, he realized that his soccer trophy was missing!

He searched everywhere:

-the kitchen

-the living room

-his bedroom

-his studio

-and even the bathrooms!

Haik was so so so nervous, mad and sad. He felt like rocks were tumbling around, he felt like it was the end of the world, but a moment later, he saw a green paper, it said:

GO DOWN TO YOUR BASEMENT!

Part 3: I get it!

"What could this be?" Haik said in his head, then went to his mirror and it said: GO DOWN TO YOUR BASEMENT! Now this is what it said! But the landlord exclaimed: "No one is going down to the basement, it's dangerous!" But if Haik wanted to find out who stole the soccer trophy and why, he had to risk his life!

Part 4: NOOO!

A moment later, Steve the Tiger came, he looked like an orange which had stripes, he said with enthusiasm: "Hi Haik, I really need your help, someone stole my lamp, if I don't have my lamp, I can't read!"

"Ok, I will try to find it," said Haik smiling.

"Thanks!" roared the tiger.

But then, Shawn the Lizard came, he looked like a green banana that was ready to say something, he said: "Hi Haik, I really really really need your help, my six pots of cookies are missing!"

"I will find them!" screamed Haik.

"Thanks!" whispered Shawn the Lizard.

Part 5: Scary!!!

Haik promised he would find those objects on the way, but he definitely had to find his soccer trophy first! So, Haik went down to the basement and then he saw a huge statue of a cat! Under the cat, there was a place to enter codes, and then he spotted Steve's lamp and Shawn's six pots of cookies! Then he saw red powder on the wall, but the wall was blue! So, he blew on it and it said:

7319

And then there was another spooky paper, it said: MINUS 4937 PLUS 7799

So, Haik did what it said:

7319	7319
-4937	+7799
-----	-----
2382	15118

The first one is 2882, and the second one is 15118.

Part 6: AHHHHHH!!!

Haik knew he had to enter both codes (2882 and 15118). So, he approached to enter the codes. After he entered a paper fell out, it said:

The things you see,
Are supposed to be placed,
Don't play spelling-bee,
Don't think of the animals you have faced!

On the ground there were orange dots. "And what if I had to place those things on the orange dots!?" thought Haik. "Wait there are seven objects but eight dots!" Haik exclaimed. "Gregory, stand on the eighth dot, please." Haik went with him. So, they stepped on the big orange dot and they fell but the objects stayed! "What nonsense!" said Haik bravely.

Part 7: What???

Haik was surprised. They ended up in the sewers, but Haik could see his soccer trophy, but there were obstacles!

-a giant hammer (not an obstacle)

-marbles

-glass

-glass again

-and angry bulldogs.

Haik picked up the hammer and passed by all of the obstacles except the angry bulldogs. Haik scared the angry bulldogs with the hammer and took his soccer trophy. He turned to the right and found an elevator.

Part 8: Hooray!

Haik and Gregory went up the elevator, picked up the lamp and the six pots of cookies, gave them to their owners, then embraced the freedom and went home. They found a brown paper, it said in small:

Go to your car if you want to find out who did all this!

Haik and Gregory wanted to know who did this so they went to their car in the garage. Once there, they found Steve the tiger, Shawn the lizard and a cat. The cat, who turned out to be the director, said proudly:

“We wanted to make a film about you so we grabbed your trophy while you were in Meat House, your window was open, so we put it in the sewers, and filmed you quietly while you were busy finding your trophy!”

So, Haik laughed and asked if he could see the play. They showed it to him. He liked it, so he asked if the play could be published. They said yes. Later Haik and Gregory looked at each other, laughed about their adventure and they lived happily ever after.

The End

CAT AMERICA COMIC

There was a little girl who was stuck in her house for a very long time. So, she thought that it was time to clean up her room. When she was cleaning, she found a strange pair of cat ears. They were White, Blue, and Red. So, she decided to wear them.

To match the cat ears, she also wore a dress, a skirt and a pair of blue socks. She was pretty in her dress. The shirt was Blue, White, and Red which were the colors of the flags of America and France. She thought that she looked like a cat!!! So she called herself CAT AMERICA!!!!!!!!!!!!!!!!!!!!!! When she was CAT AMERICA something went wrong! A strong earthquake started but she was the only one who felt it!!!



When the earthquake ended, everything was normal, except she had powers. She was so surprised!!!!!!!!!!!!!!!!!!!!!!!!!!!!!! She knew said it was meant to be. She tried her powers out. First, she had the power so she could walk without making noise. Second, she could understand whatever the cats said. Three, she could talk in cat. Four, she could blend in with her surroundings. To activate her powers and to make them work, she had to say a code. The code was "Whiskers". The next day school started again and she went back to school. It was fun to know that there was magic in the world.


MEOW



By Anahita Dabiri (CE1B)


Dessins






BEFORE COFFEE

AFTER COFFEE



BEFORE MEXICAN FOOD



AFTER MEXICAN FOOD

Gabrielle Esters (CM1 A)



Matt McDonald (CE2 C)







Max Byers (CE1 B)




Olamide Ogunmodede (CE1 A)



Sophia Pavageau (CE2 C)



Naomi Laliberté (CM1 D)



Kelly Vougiouka (CE1 C)



Juliet Vorndran (CP C)



Nives Toal (CM1 A)



Yasmina Karroum (CE1 C)



Sylvie Russell (CE1 A)

KEEP
CALM
AND STAY
AT HOME!

Amelia Gujda (CE2 B)



Pablo Chisholm (CE1 C)



Allie McGreevy (CM1 D)

The FAMILY
TANK'S


Page 1

Sasha




Page 2

KATL




Page 3

MOMMY

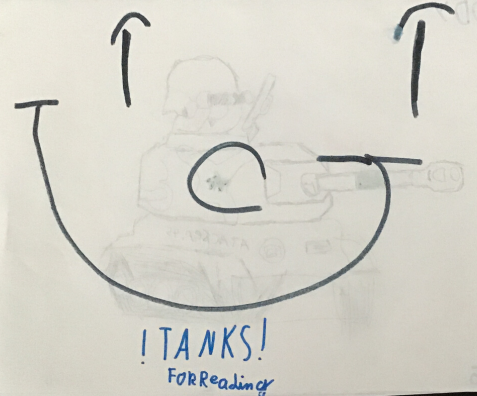


Page 4


DADDY




Page 5



Sasha Pittet (CE2 E)



Anais Boulnois (CM1 A)



Claire Dunnigan (CE1 B)




Illari Rojas (CE2 B)



Everleigh Sturgeon (CE2 B)



Oliver Simpson (CE2 B)



Jazy Comeau (CE1 B)

Photos artistiques



Nina Alderman (CM1 C)



James Badro Perron (CM1 D)



Lila Desbonne Besson (CM1 A):
"Échec et maths"

CECI ET UN
BRIKHEAD LEGO



Gabrielle Esters (CM1 A)

Noomi Bertrand (CE1 A)

AAAAA

J'AI VU UN
DINAUSOR.

AAAAA


Gabriel Buhl (CE1 D)

AAAAA





Ramzi Sanai (CM1 A)



Julien Nicholson (CE2 D)

Poésies

Summer 🌸

By: Amelia Gujda

Summer is where the flowers grow, Summer is where there is no snow. Summer is not like Spring, Winter, or Fall, Summer is Summer and that is all. Summer is hot, it never has snow, it never has leaves falling from trees, it's Summer and that's how it is. I love Summer, what about you? Do you like Winter? Do you like Spring? Do you like Fall? But among them all there's Summer, Summer, the best of them all.

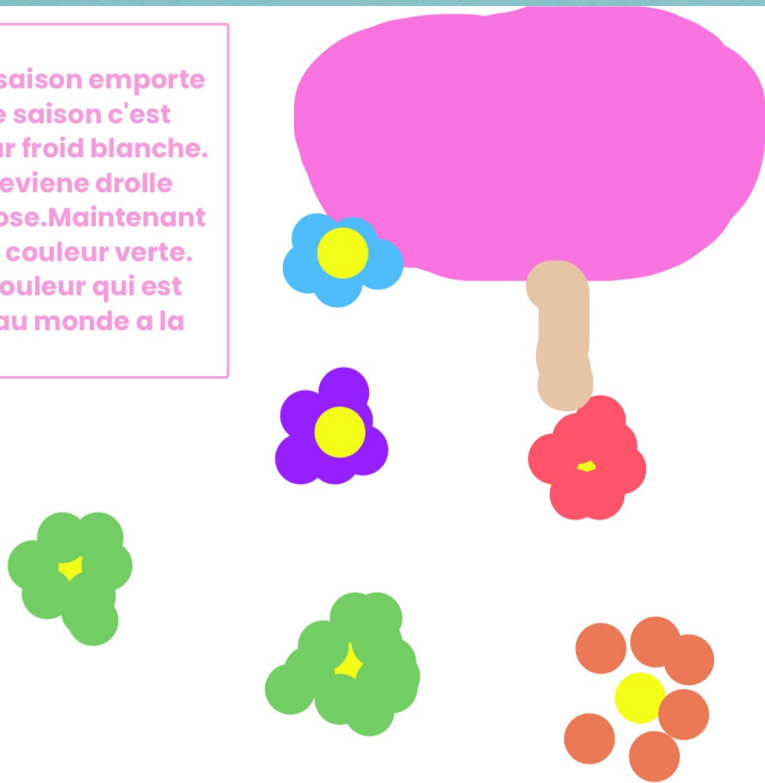


Amelia Gujda (CE2 B)

Procession
Écrit par Julian Chen (CM1B)

Une chaussure de course dans une voiture cloutée
Un fromage de fée avec un conte de chèvre
Une lampe de poulet à côté d'une cuisse de poche
Des lunettes français sur un livre de soleil
Un téléphone sans manches avec un pull sans fil
Un vieil homme en argent avec une montre de deuil
Le Seigneur en or sur un trône des Ténèbres
Un canard de Sainte-Hélène avec un Napoléon orange
Un professeur de porcelaine avec un réparateur de philosophie
Un médecin mauvaise à côté d'une poubelle qui guérit
Un général d'antenne avec une radio romaine
Un homme de fer sur une route protestante

**Regarde tout
les feuille de couleur! Chaque saison emporte
une des couleur. La première saison c'est
l'hiver elle comme vest couleur froid blanche.
Avec des couleur l'histoire deviene drolle
bonjour printemps couleurs rose. Maintenant
l'été elle porte comme pull la couleur verte.
Automme arive avec cette couleur qui est
orange. Il y a plus de chose au monde a la
terre.**



La petite fille
- La petite fille
n'a que des amis:
des amis gens
des amis fleurs
des amis maisons
et des animaux.

Layla Troch (CM1 A)




les mystères s'entrent
Je me promenaïs.
Avec mes pieds
J'ai levé mon nez
Et j'ai vu des clés
Ensuite j'ai porté les clés
Et la porte fermée
Elle était fermée à clé
Je suis rentrée
Il y avait pleins d'objets
Mais pas ce que je voulais

Joachim Oger (CE1 C)

Une gentille attention



DOG M A N



Theodore Kritz (CE2 B) inspiré du livre "Dog Man"



Question: What people are like the end of a book?

Answer: The Finnish.

Question: What's the highest building in New York City?

Answer: The library. It has the most stories.

Question: What time did the scholar go to the dentist?

Answer: 2:30 (tooth hurt).

Q: What did one pile of sand say to the other?

A: Whatcha done tonight?

Q: What person is always hurrying?

A: A Russian.

Q: What is the end of life?

A: The letter 'e'.

Q: What kind of motorcycle do comedians ride?

A: A Yamaha-ha-ha.

Hello there! I have a report my fave game...



ROBLOX

Fact
The owner
is builder
man!

you can make your account!
follow ze steps

link [roblox.com](https://www.roblox.com)

Put in ur birthday and user name and password
So they can verify ur account!
(and gender)

Robux = in game money


earning Robux
is hard
But u can
only earn
it by making
games! (you
need premium
for that)
or buying it.

So the game I recommend B)

Meep city
royal High (if ur a girl)
fame!

Pls friend me no space
account: melissapinky

← I have not much friend there
Pls let me know if you friend me



Bonjour à tous..

J'ai un jeu à vous ^{présenter}

C'est : quelqu'un commence à raconter une histoire après il passe à une autre personne et l'autre personne peut faire ce qu'il veut avec l'histoire, et après il passe et passe jusqu'à tout le monde à un tour.

Sébastien CE2 B

Blague de Joshua Rouach (CE2 D) :

Dans la cour de récréation, un petit garçon dit à son amoureuse :

- Plus tard j'aimerais t'épouser !

L'amoureuse dit :

-Moi aussi mais ce sera impossible. Chez nous tous les mariages restent en famille: mon papy a épousé ma mamie ; mon papa, ma maman ; mon oncle a épousé ma tante...

Source : Le petit livre des blagues de récré.

Blague d'Elio Maubert (CE1 B):

Quelle est la sucrerie préférée de T'choupi?

Réponse: La Choupi Choups!

Blague de Phaethon Saradpon (CE1 B) :

- Est-ce que tu vas me reconnaître dans un jour ?

- Oui.

- Est-ce que tu vas me reconnaître dans une semaine ?

- Oui.

- Est-ce que tu vas me reconnaître dans un mois ?

- Oui.

- Est-ce que tu vas me reconnaître dans un an ?

- Oui.

- Toc toc toc.

- Qui est là ?

- Eh bien, tu m'as déjà oublié !

Knock knock.

Who's there?

Who.

Who who?

Is there an owl in here?

Nadia Hastings (CP C)

Where did the banana go?.... He went to the hospital to
PEEL off his SKIN!

Why was 7 scared of 9?...Because 9 8 7!!!

Where did the egg go?.... He went to the EGGzit!

Pema Vaziri (CE2 D)

Recettes

Gâteau aux pommes

125 g de farine
125 g de beurre
125 g de sucre
3 oeufs frais
3 belle pommes
1 cuillère à café de levure

1. Faire fondre le beurre.
2. Mélanger le beurre et le sucre avec un fouet.
3. Ajouter les oeufs battus au mélange.
4. Incorporer doucement la farine et la levure tamisées.
5. Peler et couper les pommes en petits morceaux, les intégrer à la pâte à gâteau.
6. Verser le tout dans un moule beurré.
7. Faire cuire à 180°C pendant 40 minutes.



Pumpkin Muffins Recipe

By Malia Saipaia (CEI B)

Ingredients :

2 cups sugar
1-16 ounce can pumpkin
2 eggs
½ cup oil
2 ½ cups flour
1 ½ tsp. baking soda
1 tsp. cinnamon
¾ tsp. Allspice
½ tsp. salt
1 cup chocolate chips

Combine sugar, pumpkin and eggs in bowl. Beat until well blended. Add oil and beat. Blend in flour, soda, cinnamon, allspice and salt. Stir in chocolate chips. Divide batter into greased pan. Bake in preheated 350 degree F oven for about 30 minutes. Cool on wire rack. ENJOY!



Tutorials

1 Check out this [Fortune Teller tutorial](#) by Chimaya Agboti (CM1 A) on Seesaw!

HOW TO MAKE A MASK

Sophie Robberechts (CE2 D)



you will need:

- 1) bandana or cloth square (any color)
- 2) 2 rubber bands or 2 hair ties



Flatten out your cloth and fold it. Then fold it one more time.



Then, put your hair ties on the folded cloth.



Then, fold the extra cloth into the middle.

How to wear: pull both hair ties up and around your ears.



STAY SAFE!



3


Comment faire un masque

Lamille
Boyer
CE1C

le matériel




2 morceaux de tissu en coton
16 cm x 28 cm (taille enfant)
18 cm x 36 cm (taille adulte)




des ciseaux



un crayon



une aiguille et du fil




des élastiques



des épingles


Tracer cette forme sur le tissu A et découper-la.

①



Répéter la même opération sur le même tissu, mais la forme doit être inversée.

②



Mettre vos épingles sur la partie archée et coudre une ligne droite pour joindre les 2 morceaux du tissu (pour former la place du nez.)

③



Répéter les étapes ① → ③ sur le tissu B.


④

Couper les élastiques pour qu'ils soient en forme d'arc-en-ciel.



5

Choisissez le côté de chaque tissu qui va se voir \oplus et celui qui va être caché \ominus .




6

Cousez les bouts des élastiques sur le côté \oplus pour former la place des oreilles.



7

Cousez A et B ensemble en gardant les côtés \oplus cachés vers l'intérieur mais laissez un petit espace de 5 cm non cousu.



8

En utilisant ce petit espace retourner le masque pour

montrer le bon côté \oplus , puis cousez le petit espace pour le fermer.



9

Bravo! Le masque est fini.

Essayez - le!

10

